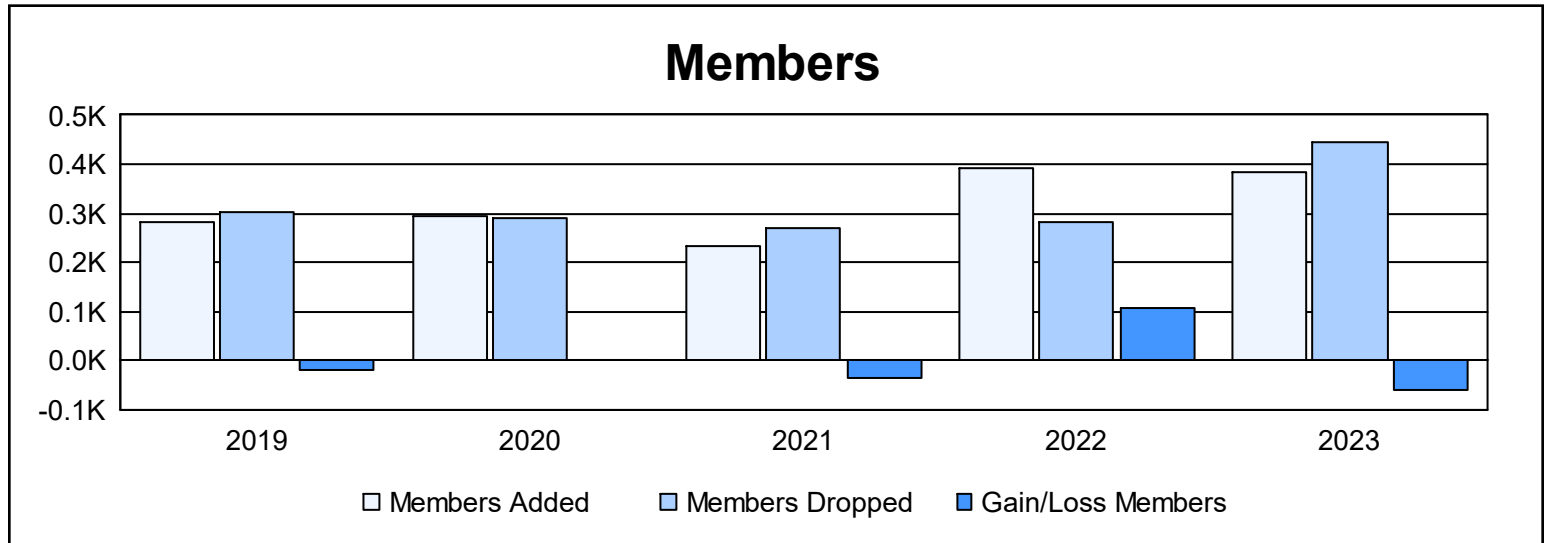
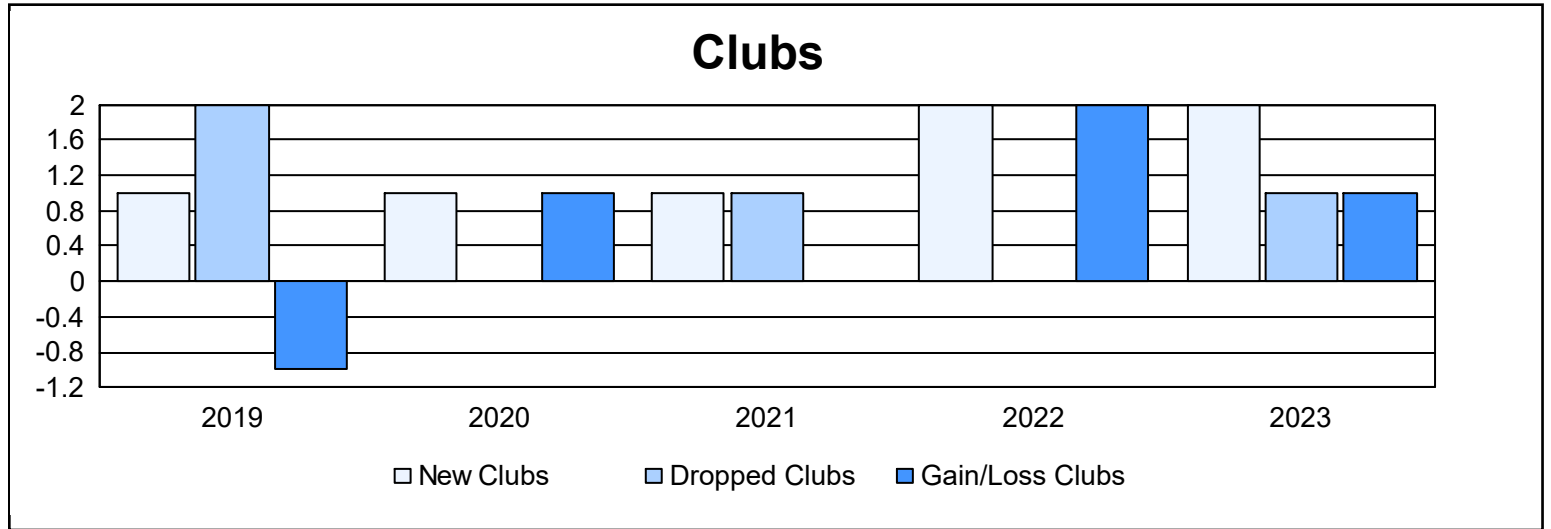
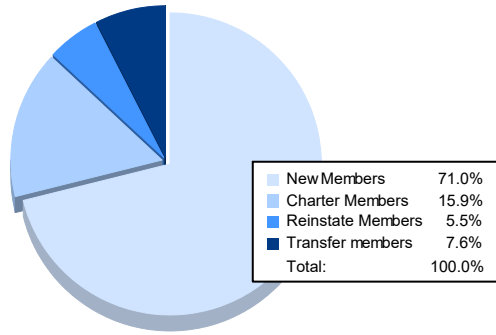


| Year | New Clubs | Dropped Clubs | Gain/ Loss Clubs | New Members | Charter Members | Reinstate Members | Transfer Members | Total Member Added | Total Members Dropped | Gain/ Loss Members |
|----------------|-----------|---------------|------------------|-------------|-----------------|-------------------|------------------|--------------------|-----------------------|--------------------|
| 2018-2019 | 1 | 2 | -1 | 182 | 86 | 6 | 9 | 283 | 301 | -18 |
| 2019-2020 | 1 | 0 | 1 | 237 | 25 | 20 | 11 | 293 | 290 | 3 |
| 2020-2021 | 1 | 1 | 0 | 190 | 28 | 8 | 8 | 234 | 270 | -36 |
| 2021-2022 | 2 | 0 | 2 | 319 | 57 | 9 | 7 | 392 | 284 | 108 |
| 2022-2023 | 2 | 1 | 1 | 272 | 61 | 21 | 29 | 383 | 444 | -61 |
| Average | 1 | 1 | 1 | 240 | 51 | 13 | 13 | 317 | 318 | -1 |



Membership Composition June 2023 Cumulative



Gender Composition June 2023 Cumulative

